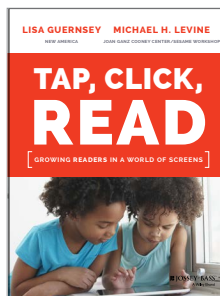
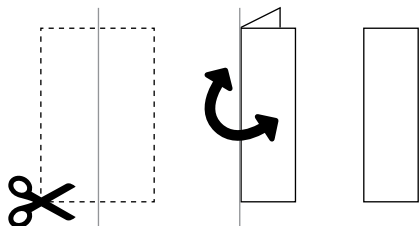


**TAP, CLICK,
READ**

Printable Bookmark

Make a bookmark for young students and families. Or, have families create the bookmarks together in small groups using scissors and glue or tape. Kids can list or draw their favorite storybook characters in the white space on the back.

The tips on this bookmark are based on research cited in the book *Tap, Click, Read: Growing Readers in a World of Screens*. Are there other tips you would like to share?



Tips for Literacy Learning in the Digital Age

1. Interact

Read, play, and watch digital media *with* your children.


2. Ask

Give kids opportunities to describe what they are learning from media.

3. Be Picky

Choose media with interesting stories and few distractions.

TapClickRead.org



This is part of a SET OF TIPSHEETS AND TOOLS free to all at TapClickRead.org and free to educators serving children in need at the First Book Marketplace, where those educators can gain access to low-cost and free books and resources. For more, see fbmarketplace.org.

Tap, Click, Read was written by Lisa Guernsey of New America and Michael H. Levine of the Joan Ganz Cooney Center and published by Jossey-Bass/Wiley. The book, website, and accompanying set of tools were generously funded by the Pritzker Children's Initiative.

